

Annual Update to Public Works Committee

Hamilton Cycling Committee 2017



The Hamilton Cycling Committee (HCyC) Mandate:

The purpose of the Hamilton Cycling Committee (HCyC) is to **advise** the City Government on all matters related to cycling, to **monitor** implementation of the Hamilton Cycling Master Plan, to **participate** in planning for bicycling facilities, to **encourage** citizens to cycle instead of drive, to **educate** the public on the benefits and necessities of cycling, and to **integrate** the work of neighbouring municipal bicycle committees.



Cycling Committee activities in 2017:

- 'Share the Road' Campaign – Bike month (June)
- 'Be Seen' Campaign – distributing bike lights (Nov.)
- Letter to the Ontario Ministry of the Environment & Climate Change, through the Mayor's Office – supporting investment in cycling infrastructure
- Letter to the Federal Minister of Finance – addressing import tariffs for bicycles
- Helping organize JANE'S RIDE – a Trail of Two Cities
- Staffing information booths
- Input to the updated Cycling Master Plan (within the TMP update)
- Design feedback on projects



SoBi continues to be an excellent addition to the City's cycling infrastructure.

- Convenient
- Well utilized with 900,000+ trips
- 75 more bikes added to the network in 2017 (825 total)



Launch of the **HSR Mountain Climber**

- Innovation for the city with an escarpment
- Well received and excellent media coverage
- A great fit with bike racks on all busses!



Jane's Ride:

A Trail of Two Cities

2nd Annual in 2018

Saturday May 5

You're Invited!

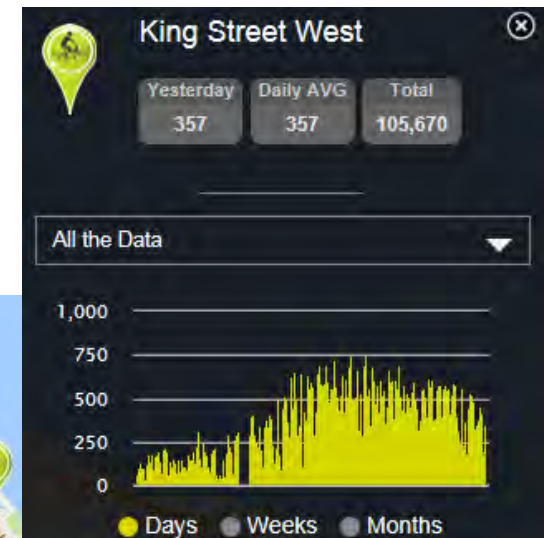
The same weekend as
Jane Jacob's celebrations
across the province and
Door's Open Hamilton.



Cycling Ridership looks to be increasing.

The City is installing more permanent bicycle counters, and some of these counters provide live data summaries online.

Cannon Cycle Track:	450 /day (max. 900+ in one day 2017)
King Street:	350 /day (max. 750 in one day 2017)
Bay Street:	100 /day
Waterfront Trail - Lake:	250 /day
Waterfront Trail - Harbour:	500 /day
Cootes Drive Trail:	230 /day
Highland Road:	25 /day
Gage Park Pump Track:	200 /day



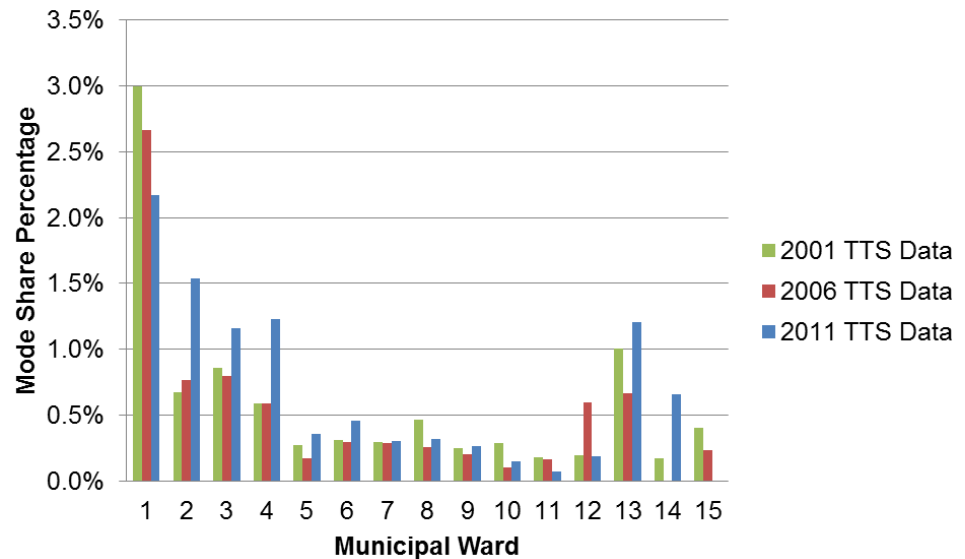
Cycling Ridership

The City has other sources of data, and when merged and compared, form a better understanding of ridership.

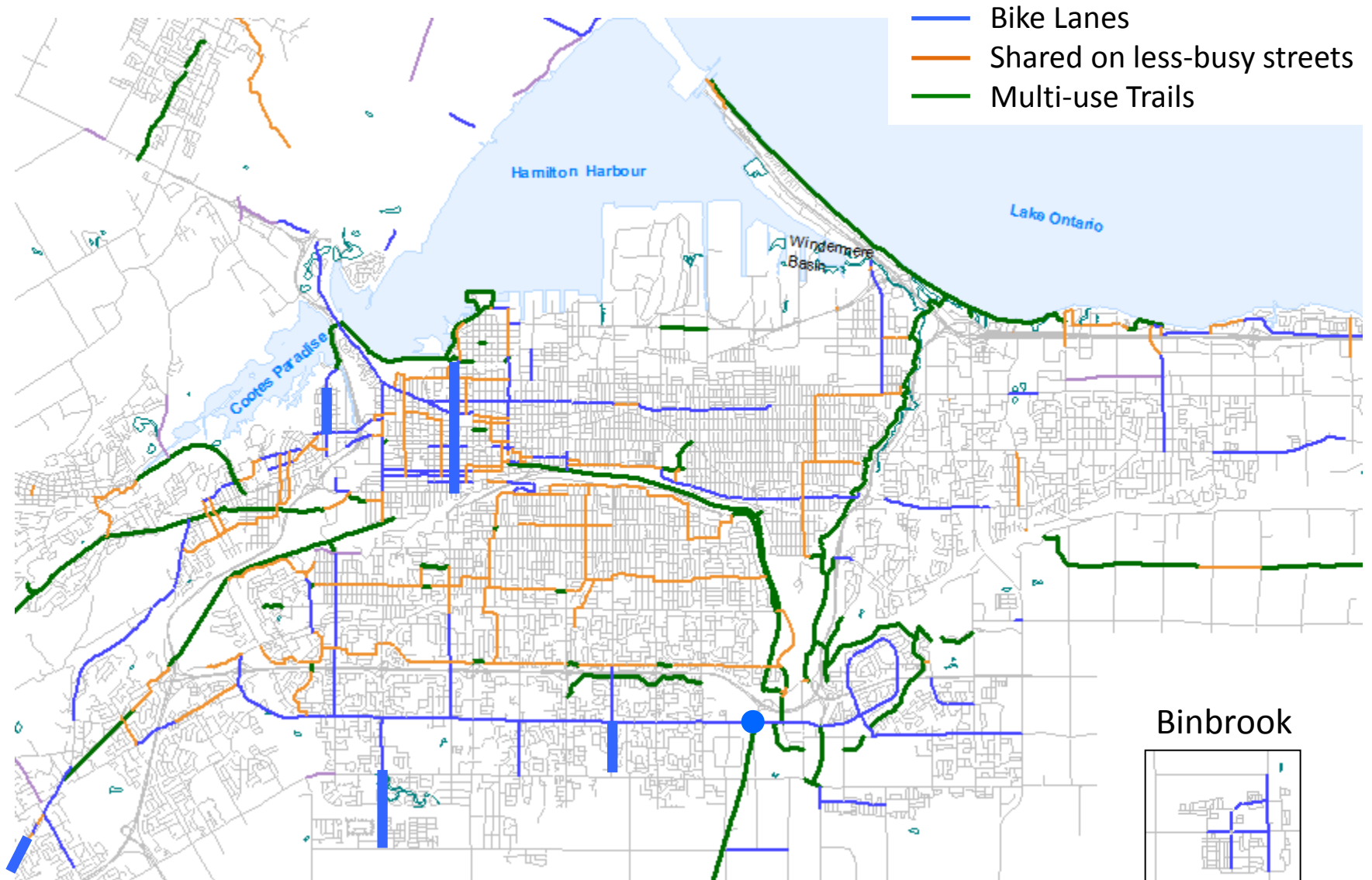
SoBi Heat Maps:



Transportation Tomorrow Survey:
Cycling Mode Share (All Trips)

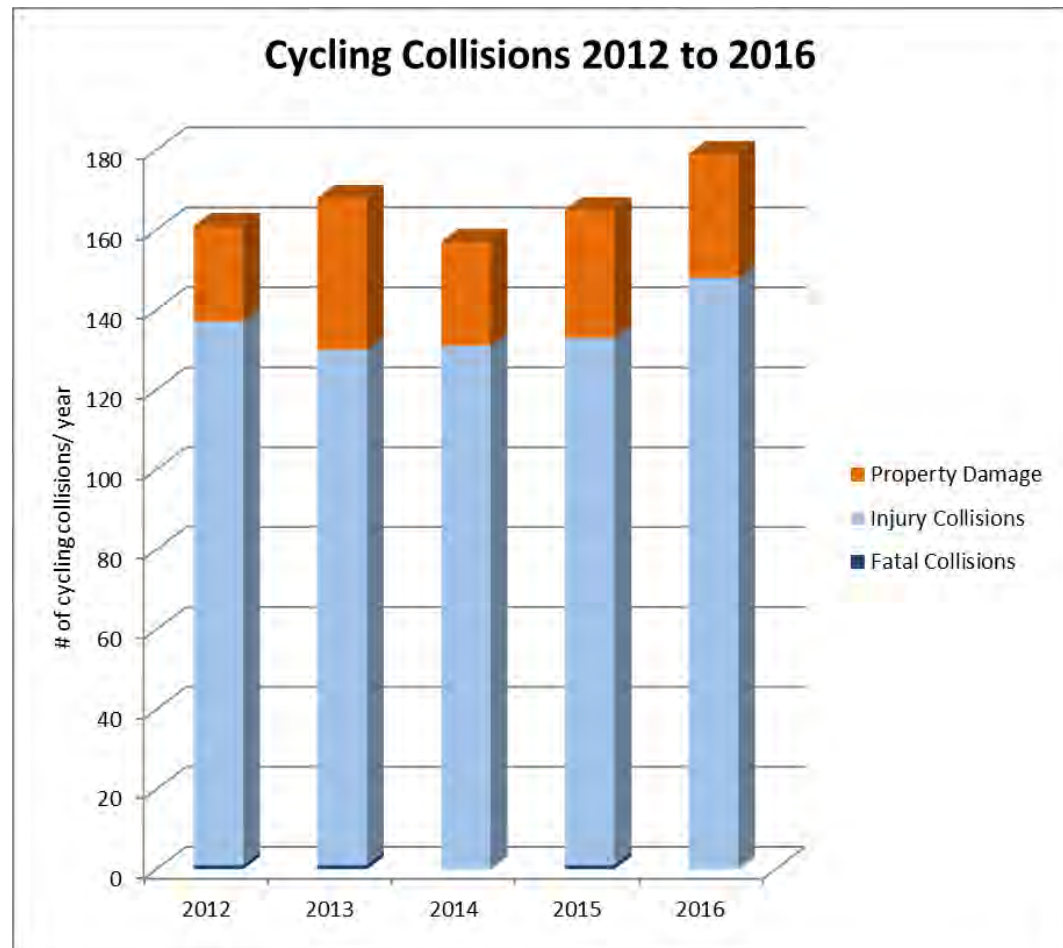


The Developing Well-connected On-street Cycling Network

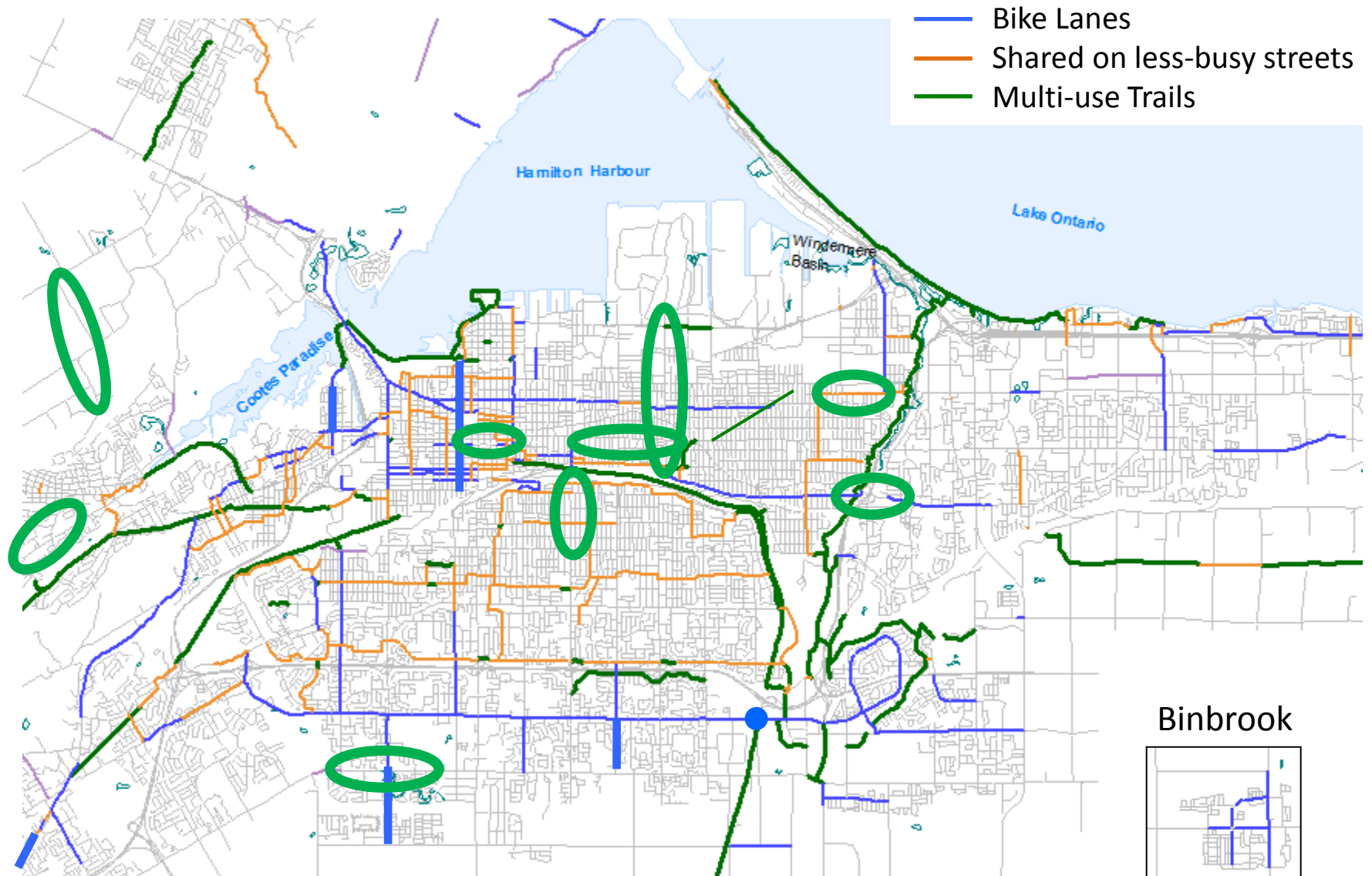


Cycling Safety

- Annually, there are 150 – 170 reported collisions that involve cyclists in Hamilton.
- Fatalities are averaging less than 1 per year, but as per Vision Zero, the target is zero every year.
- The Hamilton Cycling Committee looks forward to the City of Hamilton adopting a Vision Zero action plan.



... and Plans for 2018 – A Further Expanded Network



A Sampling of Hamilton's Cycling Festivals & Events



BIKE FOR MIKE



BIKEABLES



GLOW RIDES



THE PUMP TRACK



WINTER BIKE TO WORK



JANE'S ALLEY RIDE



CYCLE HAMILTON

